

# Adsorption of Zn(II) from aqueous solution by using different adsorbents

A.K. Bhattacharya<sup>a</sup>, S.N. Mandal<sup>b</sup>, S.K. Das<sup>a,\*</sup>

<sup>a</sup> Department of Chemical Engineering, University of Calcutta, 92, A.P.C. Road, Kolkata 700009, West Bengal, India

<sup>b</sup> National Institute of Technical Teachers' Training and Research, Block-FC, Sector-III, Salt Lake City, Kolkata 700106, India

Received 22 November 2005; received in revised form 16 February 2006; accepted 16 June 2006

## Abstract

The removal of Zn(II) from aqueous solution by different adsorbents was investigated. Clarified sludge (a steel industry waste material), rice husk ash, neem bark and a chemical adsorbent activated alumina were used for the adsorption studies. The influence of pH, contact time, initial metal concentration, adsorbent nature and concentration on the selectivity and sensitivity of the removal process was investigated. The adsorption of Zn(II) increased with increased concentration of the adsorbents and reached maximum uptake at 10 g/L and pH between 5 and 7. The equilibrium time was achieved after 1 h for clarified sludge, 3 h for rice husk ash and 4 h for activated alumina and neem bark, respectively. The adsorption process was found to follow a first-order rate mechanism and rate constant was evaluated at 30 °C. The rate constant was highest in case of clarified sludge ( $6.90 \times 10^{-2} \text{ min}^{-1}$ ) and the activated alumina gave the lowest value ( $1.86 \times 10^{-2} \text{ min}^{-1}$ ). Langmuir and Freundlich adsorption isotherms fit well in the experimental data and their constants were evaluated. The thermodynamic equilibrium constant and the Gibbs free energy were calculated for each system. The adsorption capacity ( $q_{\text{max}}$ ) calculated from Langmuir isotherm and the values of Gibbs free energy obtained showed that clarified sludge has the largest capacity and affinity for the removal of Zn(II) compared to the other adsorbents used in the study. © 2006 Elsevier B.V. All rights reserved.

**Keywords:** Zn(II) removal; Clarified sludge; Rice husk ash; Neem bark; Activated alumina; Batch adsorption; Adsorption capacity

## 1. Introduction

Ecotoxicological effects of heavy metals are well understood and have been a global concern for environmentalists. Due to their accumulation through food chain and persistent in nature, it is necessary to remove toxic heavy metals from wastewater. Metals are non-biodegradable and have great environmental, public health and economic impacts [1,2]. Beyond the permissible limits, they are generally toxic and some are even hazardous [3].

Zinc is considered as an essential element for life and act as a micronutrient when present in trace amounts. But too much zinc can be harmful to health. Zn(II) is reported to be toxic beyond permissible limits. Symptoms of zinc toxicity include irritability, muscular stiffness, loss of appetite and nausea [4]. The metal is further reported to be bioaccumulated into flora and fauna creating ecological problems. Canadian Water Quality Guidelines [5], Indian Standard [6] and WHO [7] recommended level of zinc in drinking water are 5 mg/L. The inland surface water discharge limit of zinc for effluent is 5 mg/L [8]. Most zinc enters

the environment as the result of human activities such as mining, purifying zinc, lead and cadmium ores, steel production and coal burning and burning of wastes. Zinc is present in high concentration in wastewater of pharmaceuticals, galvanizing, paints, pigments, insecticides, cosmetics, etc. that causes serious problem to the environment.

Conventional technologies for the removal of heavy metal such as chemical precipitation, adsorption, electrolysis, ion exchange and reverse osmosis are often neither effective nor economical [9–16]. Among the physico-chemical treatment process adsorption is found to be highly effective, cheap and easy to adapt. Activated carbon in most cases has been used as an adsorbent for reclamation of municipal and industrial wastewater for almost last few decades [17–20]. But the high cost of activated carbon has inspired the investigators especially in developing countries like India to search for suitable low-cost adsorbents.

As a result, recent research has focused on the development of cost effective alternatives using various natural sources and industrial wastes [21–23]. Industrial wastes are potential low-cost adsorbents for metal removal since some of them displayed high ion exchange capability. Pretreatment of adsorbent is also commonly used to increase the adsorption capacity of these materials. Several researches have been made significant

\* Corresponding author. Tel.: +91 33 2350 8386; fax: +91 33 2351 9755.

E-mail addresses: drsudipkdas@vsnl.net, sudipuce@hotmail.com (S.K. Das).

contributions in this area, utilizing a number of materials including fly ash [24,25], sugar beat pulp [26], clay [27,28], chitosan [29], coconut coirpitch carbon [30], biomass [31,32], zeolites [33,34], rice bran, soybeans and cotton seed hulls [35], sunflower stalks [36], calcined phosphate [37], low-grade phosphate [16], red mud [38,39], tea leaves [40], natural zeolite [41], almond shells, olive stones and peach [42], sediments of rivers [43], peanut hull [44], bentonite [45], saw dust [46,47], baggage fly ash [48], banana and orange peels [49], carrot residue [50], etc.

The objective of the study is to investigate comparative adsorption characteristics for removal of Zn(II) from aqueous solution by the use of low-cost abundantly available non-conventional adsorbents like clarified sludge, rice husk ash, neem bark and a chemical adsorbent activated alumina. The effects of pH, contact time, adsorbent dosage level and initial metal concentration on the adsorption capacity are studied. During the work program, adsorption kinetics, isotherm models and thermodynamic parameters are also investigated.

## 2. Materials and methods

### 2.1. Adsorbents used

Rice husk ash, clarified sludge, neem bark and activated alumina.

The rice husk ash was collected from a local rice mill. The clarified sludge was collected from sludge thickener of Basic Oxygen Furnace of Steel Industry, Steel Authority of India Limited, Rourkela, India. Neem bark was collected from neem tree. After collection it was washed thoroughly with double distilled water to remove muddy materials and then sun dried. Then it

was cut into small pieces. After screening it was again washed with double distilled water several times to remove dust and color. Finally it was dried in an oven at 80 °C for 6 h and then used as adsorbent. Activated alumina was procured from Titan Biotech, New Delhi, India. The entire samples were dried and then cooled, homogenized and ground to pass through a –44 + 52 mesh screen.

The above adsorbents were examined by scanning electron microscopy (SEM, Hitachi S 415 A). The micrographs of the adsorbents obtained from SEM study are shown in Fig. 1(a–d). These figures showed that the adsorbents had an irregular and porous surface texture.

### 2.2. Reagents and equipments

All the necessary chemicals obtained from E. Merck India Limited, Mumbai, India. HACH-DR-4000 UV Visible Spectrophotometer was used for determination of Zn(II) content in standard and treated solution. The pH of the solution was measured with a 5500 EUTECH pH Meter using FET solid electrode calibrated with standard buffer solutions. The stock solution containing 1000 mg/L of Zn(II) was prepared by dissolving pure zinc metal in 1:1 hydrochloric acid solution and then diluting the same up to 1000 ml in a volumetric flask with double distilled water.

### 2.3. Batch adsorption studies

Using the necessary adsorbents in a 250 ml stoppered conical flask containing 100 ml of test solution batch adsorption studies were carried out at the desired pH value, contact time and

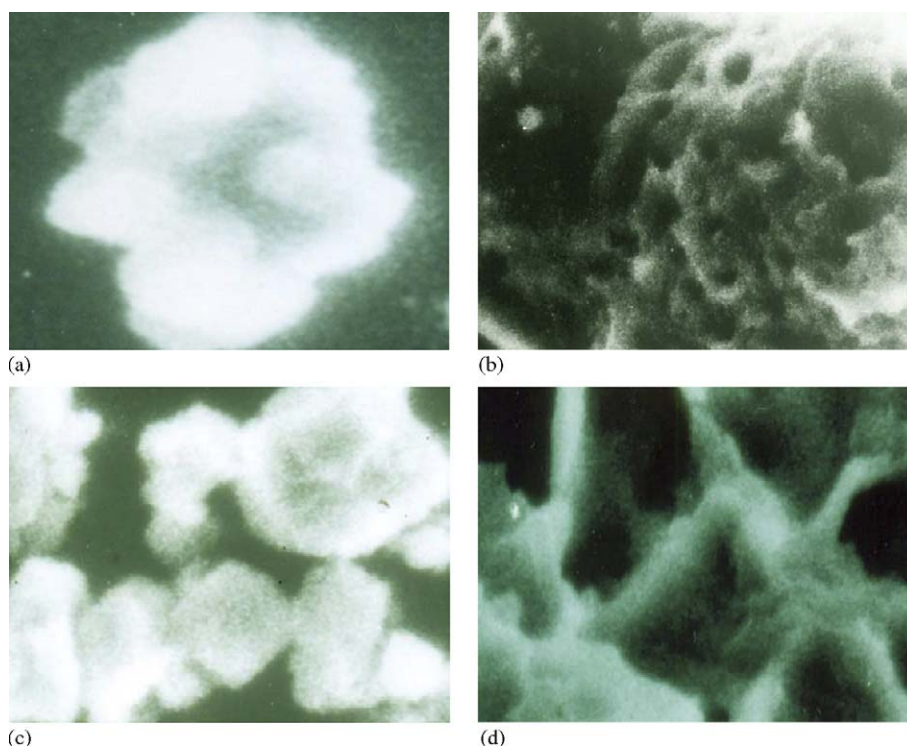


Fig. 1. SEM micrographs of (a) clarified sludge (500 $\times$ ), (b) rice husk ash (500 $\times$ ), (c) activated alumina (500 $\times$ ) and (d) neem bark (750 $\times$ ).

adsorbent dosage level. Different initial concentration of Zn(II) solutions was prepared by proper dilution from stock 1000 mg/L Zn(II) standard. pH of the solution monitored by adding 0.1 M HCl and 0.1 M NaOH solution as per required pH value. Necessary amount of adsorbent material was then added and contents in the flask were shaken for the desired contact time in an electrically thermostated reciprocating shaker at 110 strokes/min at ambient temperature, i.e.  $30 \pm 2^\circ\text{C}$ . The time required for reaching the equilibrium condition estimated by drawing samples at regular intervals of time till equilibrium was reached. The contents of the flask were filtered through filter paper and the filtrate was analyzed for Zn(II) concentration using HACH-DR-4000 UV Visible Spectrophotometer following standard methods for examination of water and wastewater, APHA, AWWA 20th edition [51].

The percent removal of Zn(II) was calculated as follows:

$$\% \text{Removal of Zn(II)} = \left( \frac{C_{\text{initial}} - C_{\text{final}}}{C_{\text{initial}}} \times 100 \right) \quad (1)$$

where  $C_{\text{initial}}$  and  $C_{\text{final}}$  are the initial and final Zn(II) concentrations, respectively.

Adsorption experiments for the effect of pH were conducted by using a solution having 25 mg/L of Zn(II) concentration with an adsorbent dosage of 10 g/L and stirring the same for a contact time of 4 h. The effect of adsorbent dosage level on percent removal of Zn(II) was studied using Zn(II) concentration of 25 mg/L having pH adjusted to 5. Throughout the study, the contact time was varied from 15 to 300 min, the pH of the solution from 3 to 11, the initial zinc concentration from 3 to 50 mg/L and the amount of adsorbent from 2.5 to 30 g/L.

#### 2.4. Adsorption kinetics

The kinetic parameters for the adsorption process were studied on the batch adsorption of 25 mg/L of Zn(II) at pH 5. The contact time was varied from 15 to 300 min and the percent removal of Zn(II) was monitored during the study. The data was fitted to Lagergren equation [52].

$$\log(q_e - q) = \log q_e - \frac{K_{\text{ad}} t}{2.303} \quad (2)$$

where  $q$  is the amount of Zn(II) (mg/g of adsorbent) removed at time  $t$  (min),  $q_e$  the amount of Zn(II) removed at equilibrium and  $K_{\text{ad}}$  is the rate constant of adsorption ( $\text{min}^{-1}$ ).

#### 2.5. Adsorption isotherms

The adsorption isotherms for the Zn(II) removed were studied using initial concentration of Zn(II) between 10 and 100 mg/L at an adsorbent dosage level of 10 g/L. The data obtained were then fitted to the Langmuir adsorption isotherm [52] applied to equilibrium adsorption assuming monolayer adsorption onto a surface with a finite number of identical sites and is represented as follows:

$$\frac{C_e}{q_e} = \frac{1}{q_{\text{max}} b} + \frac{C_e}{q_{\text{max}}} \quad (3)$$

where  $C_e$  is the equilibrium concentration of adsorbate (mg/L),  $q_e$  the amount adsorbed at equilibrium (mg/g adsorbent), and  $q_{\text{max}}$  (mg/g) and  $b$  (L/mg) are the Langmuir constant related to the adsorption capacity and energy of adsorption, respectively.

The adsorption data obtained were then fitted to the Freundlich adsorption isotherm [52], which is the earliest relationship known describing the adsorption equilibrium and is expressed by the following equation:

$$\log q_e = \log K_f + \frac{1}{n} \log C_e \quad (4)$$

where  $q_e$  is the amount of adsorbate adsorbed per unit weight (mg/g of adsorbent),  $C_e$  the equilibrium concentration (mg/L) of the adsorbate and  $K_f$  is the Freundlich constant.

#### 2.6. Thermodynamic parameters

The thermodynamic equilibrium constant ( $K_C^\circ$ ) for each system was obtained at  $30 \pm 2^\circ\text{C}$  by calculating the apparent equilibrium constant  $K'_C$  at different initial concentration of Zn(II) and extrapolating to zero.

$$K'_C = \frac{C_a}{C_e} \quad (5)$$

where  $C_a$  is the concentration of Zn(II) on the adsorbent at equilibrium in mg/L and  $C_e$  is the equilibrium concentration of Zn(II) in solution in mg/L.

The Gibbs free energy ( $\Delta G^\circ$ ) for the adsorption process was obtained at  $30 \pm 2^\circ\text{C}$  using the formula

$$\Delta G^\circ = -RT \ln K_C^\circ \quad (6)$$

where  $R$  is the ideal gas constant ( $8.314 \text{ J mol}^{-1} \text{ K}^{-1}$ ) and  $T$  is the temperature in K.

All the experiments are repeated with the reproducibility and the relative deviation of the order of  $\pm 0.5\%$  and  $\pm 2\%$ , respectively.

### 3. Results and discussion

#### 3.1. Effect of pH

The uptake of Zn(II) as a function of hydrogen ion concentration was examined over a pH range of 3–11. The removal efficiency was found to be highly dependent on hydrogen ion concentration present in solution. The effect of pH on adsorption efficiency is shown in Fig. 2. Maximum Zn(II) removal was obtained in the pH range of 5–7. For rice husk ash with an initial concentration of 25 mg/L of Zn(II), maximum 96.8% removal was obtained at a pH value of 5. For clarified sludge, optimum pH for adsorption of Zn(II) was found to be 5. In case of activated alumina and neem bark also, maximum sorption of Zn(II) from aqueous solution occurred at a pH value around 5. Hence, pH 5 was considered to be the optimum pH for further studies. The effect of pH can be explained considering the surface charge on the adsorbent material. At low pH, due to high positive charge density due to protons on the surface sites, electrostatic repulsion will be high during uptake of metal ions resulting in lower

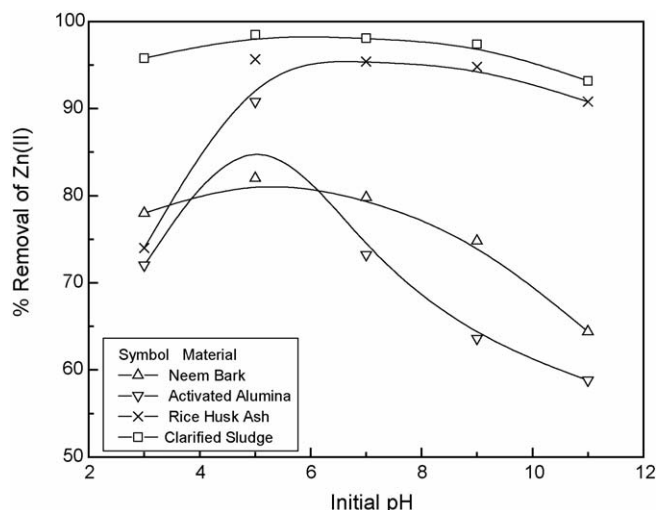


Fig. 2. Effect of pH on the adsorption of Zn(II) by selected adsorbents, initial Zn(II) concentration 25 ppm, adsorbent dosage 10 g/L, contact time 4 h and temperature 30 °C.

removal efficiency. With increasing pH, electrostatic repulsion decreases due to reduction of positive charge density on the sorption sites thus resulting in an enhancement of metal adsorption. The above fact related to the effect of pH on adsorption also supported by several earlier workers [53,37]. At higher pH values OH ions compete for Zn(II) with the active sites on the surface of the adsorbents [54].

### 3.2. Effect of initial Zn(II) concentration

The efficiency of Zn(II) removal is affected by the initial metal ion concentration, with decreasing removal percentages as concentration increases from 3 to 50 mg/L at constant pH of 5 (Fig. 3). Adsorbent dosage level maintained at 10 g/L for all the adsorbents considered for study. This effect can be explained as follows: at low metal ion/adsorbent ratios, metal ion adsorption involves higher energy sites. As the metal ion/adsorbent ratio increases, the higher energy sites are saturated and adsorp-

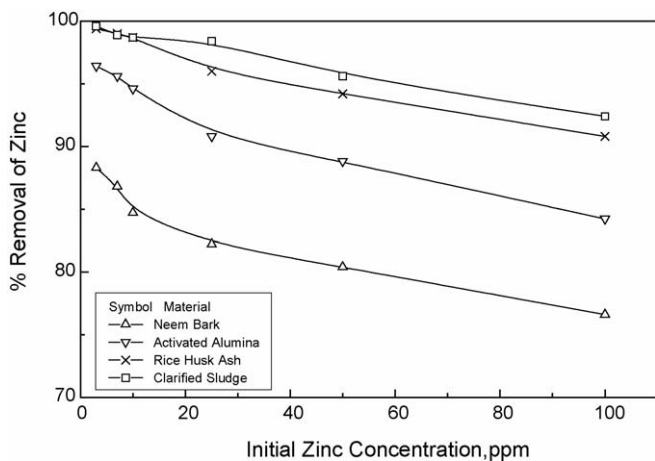


Fig. 3. Effect of initial concentration on the adsorption of Zn(II) by selected adsorbents: pH 5, adsorbent concentration 10 g/L, contact time 4 h and temperature 30 °C.

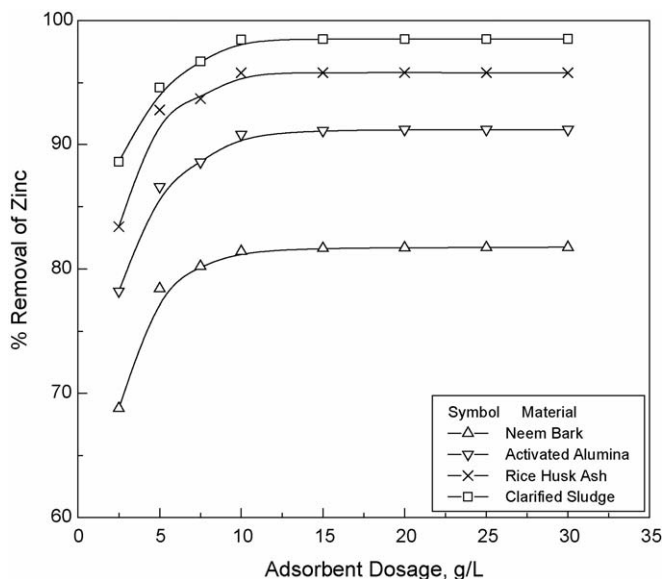


Fig. 4. Effect of adsorbent concentration on adsorption of Zn(II) by selected adsorbents: pH 5, initial Zn(II) concentration 25 ppm, contact time 4 h and temperature 30 °C.

tion begins on lower energy sites, resulting in decreases in the adsorption efficiency [30,55].

### 3.3. Effect of adsorbent type and concentration

The effect of adsorbent type and its concentration is depicted in Fig. 4. The selected adsorbents (clarified sludge, rice husk ash, activated alumina and neem bark) were used at concentration ranging from 2.5 to 30 g/L in a batch adsorption technique. In each case increase in adsorbent concentration resulted in an increase in percent removal of Zn(II). After certain adsorbent dosage the removal efficiency is not increased so significantly. At 5 g/L of adsorbent dosage level the removal of Zn(II) was found to be between 94.6% (clarified sludge) and 78.4% (neem bark). At 10 g/L of clarified sludge the removal of Zn(II) from solution was found to be 98.7%. In case of rice husk ash, Zn(II) removal efficiency of 95.8% was achieved at an adsorbent dosage level of 10 g/L and for activated alumina under same condition the removal efficiency was 90.8%. It is evident that for all the adsorbents maximum removal efficiency was achieved at an adsorbent dosage level of 10 g/L. Therefore, the following experiments were carried out at adsorbent concentration of 10 g/L. The variation in sorption capacities between the various adsorbents could be related to the type and concentration of surface group responsible for adsorption of metal ions from solution [56]. With increasing adsorbent dosage more surface area is available for adsorption due to increase in active sites on the adsorbent. Rice husk ash contains carbon and silica based material that binds the metal ion from aqueous solution. Activate alumina is an alumina based material with trace amounts of metal oxides and silica which act as an adsorbent sites. Adsorption Zn(II) by clarified sludge may be attributed due to the combined effect of silica, metal oxides and carbon present in it as major constituents. Neem bark contains cellulose based plant fibers

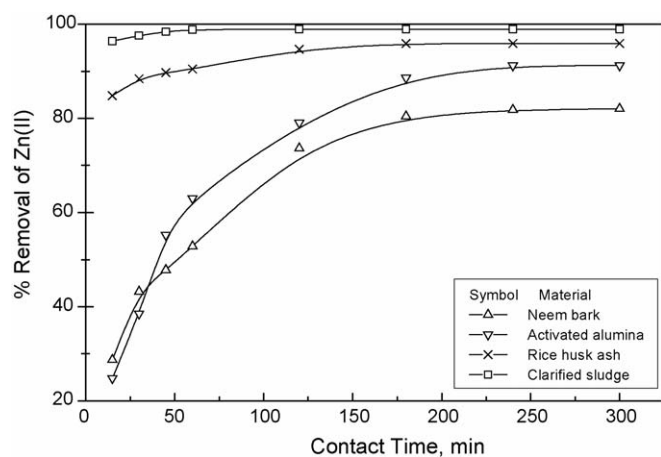


Fig. 5. Effect of contact time on the adsorption of Zn(II) by selected adsorbents: initial Zn(II) concentration 25 ppm, adsorbent dosage 10 g/L, pH 5 and temperature 30 °C.

with many hydroxyl and carboxylic group that are responsible for binding Zn(II) ion from aqueous solution. The availability of a particular functional group or binding site does not necessarily guarantee its accessibility as a sorption site for a metal ion, due to steric, conformational or other types of barriers [56]. The advantage of clarified sludge for the removal of Zn(II) from aqueous solution over the other adsorbents may be arise from the high concentration of active sites and its availability for sorption, making easier penetration of Zn(II) to the sorption sites.

#### 3.4. Effect of contact time and adsorption rate kinetics mechanism

The experimental runs measuring the effect of contact time on the batch adsorption of 25 mg/L Zn(II) at 30 °C and at initial pH value 5 is shown in Fig. 5. It is obvious that increase in contact time from 0.5 to 2.0 h enhanced significantly the percent removal of Zn(II). The initial rapid adsorption gives away a very slow approach to equilibrium. The nature of adsorbent and its available sorption sites affected the time needed to reach the equilibrium. For clarified sludge this time is 1 h. In case of rice husk ash, time needed to reach the equilibrium is 3 h. For other two adsorbents, namely activated alumina and neem bark, a contact time of 4 h is needed for equilibrium to be established. All the other experiments on the physical properties of adsorption are conducted after 4 h of contact time.

The kinetics of Zn(II) adsorption was studied from the time versus %removal curves. The rate kinetics of Zn(II) adsorption on the clarified sludge as well as on the other adsorbents observed to follow the first-order rate law derived by Lagergren (Eq. (2)). Fig. 6 shows the Lagergren plot of  $\log(q_e - q)$  versus time (min) for all adsorbents. The linearity of these plots indicates that a first-order mechanism is indeed follow in this process. The rate constants ( $K_{ad}$ ) for each system were calculated from the linear least square method and are given in Table 1 along with the correlation coefficient ( $r^2$ ). It is pertinent to mention that pH of the solution does not change significantly during the adsorption process.

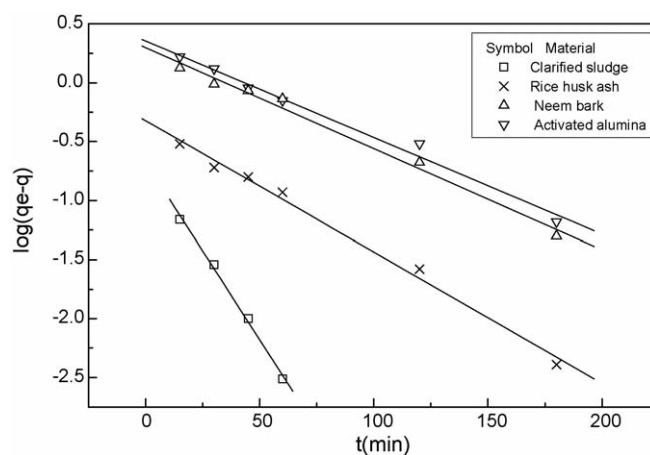


Fig. 6. Lagergren plot for the adsorption of Zn(II) by selected adsorbents: pH 5, initial concentration 25 mg/L, adsorbent dosage 10 g/L and temperature 30 °C.

Table 1

Lagergren rate constants for adsorption of Zn(II) on different adsorbents

Adsorbents	Lagergren rate constants, $K_{ad}$ ( $\text{min}^{-1}$ )	$r^2$
Clarified sludge	$6.90 \times 10^{-2}$	0.9958
Rice husk ash	$2.55 \times 10^{-2}$	0.9922
Activated alumina	$1.86 \times 10^{-2}$	0.9875
Neem bark	$1.95 \times 10^{-2}$	0.9880

#### 3.5. The adsorption isotherms

The relation between the initial concentration of Zn(II) and its percentage removal from solution was studied for all adsorbents included in the study. The initial concentrations of Zn(II) studied were 10, 25, 40, 50, 80 and 100 mg/L at an adsorbent concentration of 10 g/L. The adsorption equilibrium data are conveniently represented by adsorption isotherms, which correspond to the relationship between the mass of the solute adsorbed per unit mass of adsorbent  $q_e$  and the solute concentration for the solution at equilibrium  $C_e$ .

The equilibrium data for Zn(II) adsorption on different adsorbents were fitted to Langmuir equation (Eq. (3)): an equilibrium model able to identify chemical mechanism involved. Linear plots of  $C_e/q_e$  versus  $C_e$  (Fig. 7) were employed to determine the value of  $q_{\text{max}}$  (mg/g) and  $b$  (L/mg). The data obtained with the correlation coefficients ( $r^2$ ) was listed in Table 2. The Langmuir constants  $q_{\text{max}}$  and  $b$  are related to the adsorption capacity (amount of adsorbate adsorbed per unit mass of the adsorbent to complete monolayer coverage) and energy of adsorption, respectively. The value of adsorption capacity  $q_{\text{max}}$  (maximum uptake) is highest (15.53 mg/g) for clarified sludge. Neem bark shows the

Table 2

Langmuir adsorption isotherm constants for Zn(II) on different adsorbents

Adsorbents	$Q$ ( $\text{mg g}^{-1}$ )	$b$ ( $\text{l mg}^{-1}$ )	$r^2$
Clarified sludge	15.53	0.299	0.9971
Rice husk ash	14.30	0.222	0.9955
Activated alumina	13.69	0.102	0.9932
Neem bark	13.29	0.047	0.9923

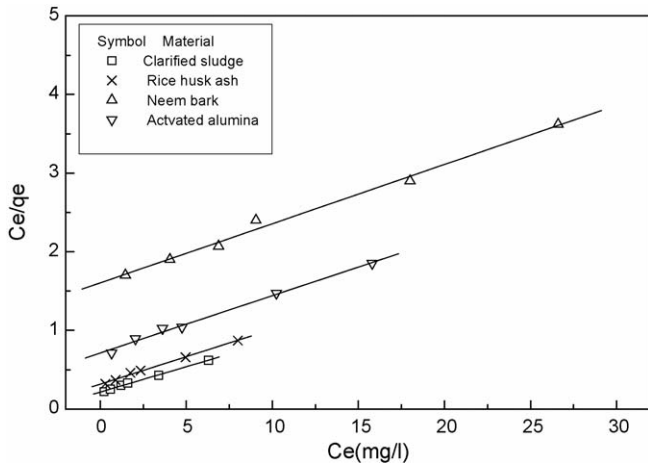


Fig. 7. Langmuir plot for the adsorption of Zn(II) by selected adsorbents: pH 5, adsorbent dosage 10 g/L, contact time 4 h and temperature 30 °C.

lowest value of adsorption capacity  $q_{\max}$  (13.29 mg/g). However, the isotherm parameters, together with the correlation coefficients, of the Langmuir equation for the adsorption of Zn(II) on different adsorbents show that the Langmuir equation gives a good fit to the adsorption isotherm.

Weber and Chakraborti [57] expressed the essential characteristics and the feasibility of the Langmuir isotherm in terms of a dimensionless constant separation factor or equilibrium parameter  $R_L$ , which is defined as,

$$R_L = \frac{1}{1 + bC_0} \quad (7)$$

where  $b$  is the Langmuir constant and  $C_0$  is the initial concentration of Zn(II). The  $R_L$  value indicates the shape of the isotherm as follows:

$R_L$ value	Type of isotherm
$R_L > 1$	Unfavorable
$R_L = 1$	Linear
$0 < R_L < 1$	Favorable
$R_L = 0$	Irreversible

According to McKay et al. [58]  $R_L$  values between 0 and 1 indicate favorable adsorption. The  $R_L$  value for the adsorption of Zn(II) on different adsorbents at initial concentration of 3 mg/L (lowest concentration studied) and 100 mg/L (highest concentration studied) are listed in Table 3. The data obtained represent a favorable adsorption for all the adsorbents under study.

The equilibrium data also fitted to Freundlich equation (Eq. (4)), a fairly satisfactory empirical isotherm can be used for non-ideal adsorption. The Freundlich isotherm constants  $K_f$  and  $n$  are constants incorporating all factors affecting the adsorption process such as of adsorption capacity and intensity of adsorption. The constants  $K_f$  and  $n$  were calculated from Eq. (4) and Freundlich plots (Fig. 8). The amount of adsorbent required to reduce any initial concentration to predetermined final concentration can be calculated. The values for Freundlich constants and correlation coefficients ( $r^2$ ) for the different adsorbents used during the study are also presented in Table 4. The values of  $n$

Table 3

Separation factor or equilibrium parameter  $R_L$  for adsorption of Zn(II) on different adsorbents

Adsorbents	Separation factor or equilibrium parameter ( $R_L$ )	
	Initial Zn(II) concentration, 10 mg/L	Initial Zn(II) concentration, 100 mg/L
Clarified sludge	0.256	0.033
Rice husk ash	0.312	0.043
Activated alumina	0.495	0.089
Neem bark	0.680	0.178

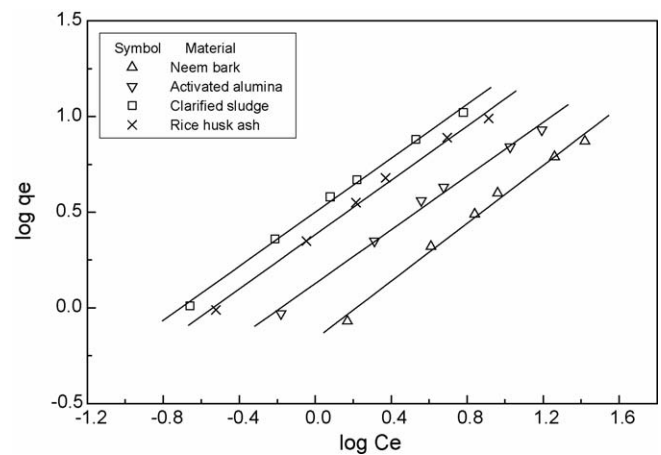
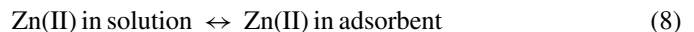


Fig. 8. Freundlich plot for the adsorption of Zn(II) by selected adsorbents: pH 5, adsorbent dosage 10 g/L, contact time 4 h and temperature 30 °C.

between 1 and 10 (i.e.,  $1/n$  less than 1) represent a favorable adsorption [3,30,53]. The adsorption capacity  $K_f$  was highest for clarified sludge followed by rice husk ash, activated alumina and neem bark, respectively. The values of  $n$ , which reflect the intensity of adsorption, also presented the same trend. The  $n$  values obtained for all the four adsorbents considered for study represent a beneficial adsorption.

### 3.6. Thermodynamics for adsorption

The process of Zn(II) adsorption can be summarized by the following reversible process, which represents a heterogeneous equilibrium:



The thermodynamic equilibrium constant ( $K_C^\circ$ ) obtained from calculating the apparent equilibrium constant ( $K_C'$ ) at different

Table 4

Freundlich adsorption isotherm constants for Zn(II) on different adsorbents

Adsorbents	$K_f$	$1/n$	$n$	$r^2$
Clarified sludge	3.16	0.705	1.418	0.9964
Rice husk ash	2.44	0.709	1.410	0.9945
Activated alumina	1.34	0.701	1.426	0.9923
Neem bark	0.687	0.755	1.320	0.9913

Table 5

Thermodynamic equilibrium constant ( $K_c$ ) and Gibbs free energy ( $\Delta G^\circ$ ) at  $30 \pm 2^\circ\text{C}$  for adsorption of Zn(II) on different adsorbents

Adsorbents	Equilibrium constant, $K_c$	Gibbs free energy, $(-\Delta G^\circ)$ ( $\text{kJ mol}^{-1}$ )
Clarified sludge	$0.472 \times 10^2$	9.713
Rice husk ash	$0.351 \times 10^2$	8.964
Activated alumina	$0.155 \times 10^2$	6.912
Neem bark	$0.0616 \times 10^2$	4.584

initial concentrations of Zn(II) and extrapolating to zero. The Gibbs free energy for the adsorption process was obtained at  $30^\circ\text{C}$  using Eq. (6) (Table 5). The Gibbs free energy indicates the degree of spontaneity of the adsorption process, where more negative values reflect a more energetically favorable adsorption process. The  $\Delta G^\circ$  values obtained in this study for the adsorbents confirm the feasibility of these adsorbents and spontaneity of the adsorption. The  $\Delta G^\circ$  for the clarified sludge shows that it has got the largest capacity and affinity for the selective removal of Zn(II) from aqueous solution over the other adsorbents used in this study. Similar results for  $\Delta G^\circ$  also reported by the earlier workers for the adsorption of Zn(II) from aqueous solution [39,59].

Table 6

Comparison of adsorption capacities of the adsorbents for the removal of Zn(II) with those of other adsorbents

S.no.	Adsorbent	Adsorption capacities (mg/g)	Reference
1	Phosphatic clay	25.10	[60]
2	Sunflower stalks	30.73	[36]
3	<i>Penicillium chrysogenum</i>	11.11	[61]
4	<i>Streptovorticillium cinnamomeum</i>	9.15	[61]
5	Peanut husks	13.08	[67]
6	Activated carbon	31.11	[62]
7	Sugar beat pulp	17.78	[26]
8	Red mud	14.51	[39]
9	Baggage fly ash	13.21	[48]
10	Coffee residues binding with clay as adsorbent (hereafter called C–C adsorbent)	13.40	[59]
11	Calcined phosphate	20.60	[37]
12	Low-grade phosphate	10.32	[16]
13	Sugar beat pulp	0.176	[66]
14	Fly ash	11.11	[66]
15	Low rank Turkish coal	1.66	[63]
16	Tannic acid immobilized activated carbon	1.23	[64]
17	Groundnut shells (undyed and dyed with C.I. Reactive Orange 13)	7.62 (undyed), 9.57 (dyed)	[65]
18	Saw dust (undyed and dyed with C.I. Reactive Orange 13)	10.96 (undyed), 17.09 (dyed)	[65]
19	Carbon aerogel	1.183	[68]
20	Carrot residues	29.61	[69]
21	Clarified sludge	15.53	Present work
22	Rice husk ash	14.30	Present work
23	Activated alumina	13.69	Present work
24	Neem bark	13.29	Present work

### 3.7. Comparison of Zn(II) removal with different adsorbents reported in literature

The adsorption capacities of the adsorbents for the removal of Zn(II) have been compared with those of other adsorbents reported in literature and the values of adsorption capacities have been presented in Table 6. The values reported in the form of monolayer adsorption capacity. The experimental data of the present investigations are comparable with the reported values.

## 4. Conclusions

In this study, batch adsorption experiments for the removal of Zn(II) from aqueous solutions have been carried out using four different adsorbents. The adsorption characteristics have been examined at different pH values, initial metal ion concentrations, contact time and adsorbent dosages. The obtained results can be summarized as follows:

1. The pH experiments showed that the governing factors affecting the adsorption characteristics of all adsorbents are competition of the  $\text{H}^+$  ions with Zn(II) ions at low pH values, maximum adsorption at pH 5 and at higher pH precipitation of zinc hydroxyl species onto the adsorbents (pH 6–11).
2. Increase in mass of adsorbent leads to increase in Zn(II) adsorption due to increase in number of adsorption sites. Maximum uptake of Zn(II) obtained at adsorbent dose of 10 g/L for all the adsorbents.
3. Adsorption of Zn(II) for all the adsorbents were found to follow the first-order Lagergren rate kinetics.
4. The Langmuir and Freundlich adsorption isotherm models were used to represent the experimental data. Both the models were fitted well. The highest monolayer adsorption capacity was obtained 15.53 mg/g for clarified sludge and lowest for neem bark 13.29 mg/g at optimum pH 5.0.
5. Thermodynamic calculations showed that the Zn(II) adsorption was spontaneous in nature. The range of Gibbs free energy ( $\Delta G^\circ$ ) values varies from  $-9.713$  kJ/mol for clarified sludge to  $-4.584$  kJ/mol for neem bark.
6. The best adsorbent for the Zn(II) removal is the clarified sludge. The optimum conditions were pH 5, adsorbent dosage level 10 g/L, equilibrium contact time 1 h.
7. The adsorption capacities of the adsorbents for the removal of Zn(II) have been compared with other adsorbents reported in the literature.

## References

- [1] J.B. Brower, R.L. Rayan, M. Pazirandeh, Comparison of ion-exchange resins and biosorbents for the removal of heavy metals from plating factory wastewater, *Environ. Sci. Technol.* 31 (1997) 1914–2910.
- [2] S. Çay, A. Uyanık, A. Özaşık, Single and binary component adsorption of copper(II) and cadmium(II) from aqueous solutions using tea-industry waste, *Sep. Purif. Technol.* 38 (2004) 273–280.
- [3] N. Calace, Di A. Muro, E. Nardi, M.B. Petronio, M. Pietroletti, Adsorption isotherms for describing heavy metal retention in paper mill sludges, *Ind. Eng. Chem. Res.* 41 (2002) 5491–5497.

- [4] NRC (National Research Council), Drinking Water and Public Health Safe Drinking Water Committee, vol. 1, National Academy Press, Washington, DC, 1977.
- [5] Canadian Water Quality Guidelines, Guidelines for Canadian Drinking Water Quality, 2004, <http://www.ec.gc.ca/CEQG-RCQE/English/CeQG/Water/default.cfm>.
- [6] Indian Standard, Drinking water—specification (first revision), IS 10500, 1991.
- [7] WHO, World Health Organization, Guidelines for drinking water quality, 1 (1993) 52.
- [8] Central Pollution Control Board, Government of India, General standards for discharge of environmental pollutants, notified by the Government of India, Ministry of Environment & Forests, under Section 25 of the Environmental (Protection) Act, 1986, <http://www.cpcb.nic.in/standard32.htm>.
- [9] I. Tohyama, T. Nakamura, K. Komastu, Adsorption of heavy metals with potassium silicate as adsorbent, *Mizu Syori Gizyutu* 14 (1973) 463–467.
- [10] A. Netzer, D.E. Huges, Adsorption of copper, lead and cobalt by activated carbon, *Water Res.* 18 (8) (1984) 927–933.
- [11] J.W. Patterson, *Industrial Wastewater Treatment Technology*, second ed., Butterworth-Heinemann, London, 1985.
- [12] L.L. Tavlaride, J.H. Bae, C.K. Lee, Solvent extraction, membranes and ion exchange in hydrometallurgical dilute metals separation, *Sep. Sci. Technol.* 22 (1987) 581–617.
- [13] S. Karabulut, A. Karabakan, A. Denizili, Y. Yurum, Batch removal of copper(II) and zinc(II) from aqueous solutions with low-rank Turkish coals, *Sep. Purif. Technol.* 18 (2000) 177–184.
- [14] P.A. Brown, S.A. Gill, S.J. Allen, Metal removal from wastewater using peat, *Water Res.* 34 (2000) 3907–3916.
- [15] N.R. Axtell, S.K.P. Sternberg, K. Claussen, Lead and nickel removal using *Microspora* and *Lemna minor*, *Bioresour. Technol.* 89 (2003) 41–48.
- [16] M.I. Kandah, Zinc and cadmium adsorption on low-grade phosphate, *Sep. Purif. Technol.* 35 (2004) 61–70.
- [17] C.P.C. Poon, Removal of Cd(II) from wastewater, in: H. Mislin, O. Raverva (Eds.), *Cadmium in the Environment*, Birkha User Basal, Switzerland, 1986, pp. 6–55.
- [18] A. Seco, C. Gabaldon, P. Marzal, P. Aucejo, Effect of pH, cation concentration and adsorbent concentration on cadmium and copper removal by granular activated carbon, *J. Chem. Technol. Biotechnol.* 74 (1999) 911–918.
- [19] M.O. Corapcioglu, C.P. Haung, The adsorption of heavy metals onto hydrous activated carbon, *Water Res.* 21 (1987) 1031–1044.
- [20] B.E. Reed, S.K. Nonavivakere, Metal adsorption by activated carbon, *Sep. Sci. Technol.* 27 (1992) 1985–2000.
- [21] E. Murano, Macroalgae for removal of heavy metals from wastewater and their use for the production of high value products, *Ital. J. Biochem.* 42 (1993) 303A.
- [22] Y.M. Gao, A.K. Sengupta, D. Simpson, A new hybrid inorganic sorbent for heavy metals removal, *Water Res.* 29 (1995) 2195–2205.
- [23] B. Lothenbach, G. Furrer, R. Schulin, Immobilization of heavy metals by polynuclear aluminium and montmorillonite compounds, *Environ. Sci. Technol.* 31 (1997) 1452–1462.
- [24] R.W. Gaikwad, V. Bhardwaj, Removal of zinc from industrial effluents by fly ash, *Indian J. Environ. Health* 37 (1975) 111–114.
- [25] R.K. Srivastava, A.K. Ayachi, V. Sehgal, Adsorption of mercury on fly ash, *Ind. J. Environ. Prot.* 21 (2000) 154–157.
- [26] Z. Reddad, C. Gerente, Y. Andres, P. Cloirec, Adsorption of several metal ions onto a low cost biosorbent: kinetic and equilibrium studies, *Environ. Sci. Technol.* 36 (2002) 2067–2073.
- [27] R. Celis, J.C. Hermosin, Heavy metal adsorption by functionalized clays, *Environ. Sci. Technol.* 34 (2000) 4593–4599.
- [28] C. Cooper, J.Q. Jiang, S. Ouki, Preliminary evaluation of polymeric Fe and Al-modified clays as adsorbents for heavy metals removal in water treatment, *J. Chem. Technol. Biotechnol.* 77 (2002) 546–551.
- [29] R.A.A. Muzzarelli, R. Rocchetti, Metal adsorption by modified chitins, in: R. Thomson (Ed.), *Trace Metal Removal from Aqueous Solution*, The Royal Society of Chemistry, London, 1986, pp. 44–57.
- [30] K. Kadirvelu, C. Namasivayam, Activated carbon from coconut coirpitch as metal adsorbent: adsorption of Cd(II) from aqueous solution, *Adv. Environ. Res.* 7 (2003) 471–478.
- [31] Y. Sag, T. Kutsal, Determination of biosorption heats of heavy metal ions on *Zoogloea ramigera* and *Rhizopus arrhizus*, *Biochem. Eng. J.* 6 (2000) 145–151.
- [32] H.L. Liu, B.Y. Chen, Y.W. Lan, Y.C. Cheng, Biosorption of Zn (II) and Cu (II) by the indigenous *Thiobacillus thiooxidans*, *Chem. Eng. J.* 97 (2004) 195–201.
- [33] J. Scott, D. Guang, K. Naeramitarnasuk, M. Thabuot, R. Amal, Zeolite synthesis from coal fly ash for the removal of lead ions from aqueous solution, *J. Chem. Technol. Biotechnol.* 77 (2002) 63–69.
- [34] M. Panayotova, B. Velikov, Kinetics of heavy metal ions removal by use of natural zeolite, *J. Environ. Sci. Health Part A* 37 (2002) 139–148.
- [35] W.E. Marshall, M.M. Johns, Agricultural by-product as metal adsorbents: sorption properties and resistance to mechanical abrasion, *J. Chem. Technol. Biotechnol.* 66 (1996) 192–198.
- [36] G. Sun, W. Shi, Sunflower stalks as adsorbents for the removal of metal ions from waste water, *Ind. Eng. Chem. Res.* 37 (1998) 1324–1328.
- [37] A. Akil, M. Moufih, S. Sebt, Removal of heavy metal ions from water by using calcined phosphate as a new adsorbent, *J. Hazard. Mater. A112* (2004) 183–190.
- [38] E. Lopez, B. Soto, M. Arias, A. Nunez, A. Rubinos, M. Barnal, Adsorption properties of red mud and its use for wastewater treatment, *Water Res.* 32 (1998) 1314–1322.
- [39] V.K. Gupta, S. Sharma, Removal of cadmium and zinc from aqueous solutions using red mud, *Environ. Sci. Technol.* 36 (2002) 3612–3617.
- [40] T.W. Lee, A.R.M. Khan, Removal of lead, cadmium and zinc by waste tee leaves, *Environ. Technol.* 9 (11) (1988) 1223–1232.
- [41] H.D. Lee, H. Moon, Adsorption equilibrium of heavy metals on natural zeolites, *Korean J. Chem. Eng.* 18 (2001) 247–256.
- [42] M.A. Ferro-García, J. Rivera-Utrilla, J. Rodríguez-Gordillo, I. Bautista-Toledo, Adsorption of zinc, cadmium, and copper on activated carbons obtained from agricultural by-products, *Carbon* 26 (1988) 363–370.
- [43] X.D. Zhou, S.C. Kot, Heavy metal ion adsorption on sediments of the Weiho and Hanjiang river China, *J. Environ. Hyd.* 3 (1995) 367–370.
- [44] C. Namasivayam, K. Periasamy, Bicarbonate-treated peanut hull carbon for mercury (II) removal from aqueous solution, *Water Res.* 27 (1993) 1663–1668.
- [45] S.A. Khan, R. Rehman, M.A. Khan, Adsorption of chromium (III), chromium (VI) and silver (I) on bentonite, *Waste Manage.* 15 (1995) 271–282.
- [46] M. Sciban, M. Klasnja, Removal of heavy metals from wastewaters by adsorption onto wood sawdust, *Cent. Eur. J. Occup. Environ. Med.* 9 (2003) 337–343.
- [47] M. Sciban, M. Klasnja, Wood sawdust and wood originate materials as adsorbents for heavy metal ions, *Holz. Roh. Werkst.* 62 (2004) 69–73.
- [48] V.K. Gupta, S. Sharma, Removal of zinc from aqueous solutions using baggage fly ash—a low-cost adsorbent, *Ind. Eng. Chem. Res.* 42 (2003) 6619–6624.
- [49] G. Annadurai, R.S. Juang, D.J. Lee, Use of waste banana and orange peels to remove heavy metals from solution, *Water Sci. Technol.* 47 (2003) 185–190.
- [50] T. Eslamzadeh, B. Nasernejad, B.B. Pour, A. Zamani, M.E. Bygi, Removal of heavy metals from aqueous solution by carrot residues, *Iranian J. Sci. Technol. Trans. A* 28A1 (2004) 161–167.
- [51] *Standard Methods for Examination of Water and Wastewater*, 20th ed., APHA, AWWA, Washington, DC, New York, 1998.
- [52] C. Namasivayam, R.T. Yamuna, Adsorption of Cr(VI) by a low cost adsorbent: biogas residual slurry, *Chemosphere* 30 (1995) 561–578.
- [53] I.K. Munther, Zinc and cadmium adsorption on low-grade phosphate, *Sep. Purif. Technol.* 35 (2004) 61–70.
- [54] S. Kalyani, A. Priya, S.P. Rao, A. Krishnaiah, Adsorption of nickel on fly ash in natural and acid treated forms, *Indian J. Environ. Health* 45 (2003) 163–168.



- [55] I.A. Zouboulis, K.N. Lazaridis, K.A. Matis, Removal of toxic metal ions from aqueous systems by biosorptive flotation, *J. Chem. Technol. Biotechnol.* 77 (2002) 958–964.
- [56] M. Dakiky, M. Khamis, M. Manassra, M. Mer'eb, Selective adsorption of chromium (VI) in industrial wastewater using low cost abundantly available adsorbents, *Adv. Environ. Res.* 6 (2002) 533–540.
- [57] T.W. Weber, R.K. Chakraborti, Pore and solid diffusion models for fixed bed adsorbents, *J. AIChE* 20 (1974) 228–238.
- [58] G. McKay, H.S. Blair, J.R. Gardener, Adsorption of dyes on chitin. I. Equilibrium studies, *J. Appl. Polym. Sci.* 27 (1982) 3043–3057.
- [59] V. Boonamnuyvitaya, C. Chaiya, W. Tanthapanichakoon, S. Jarudilokkul, Removal of heavy metals by adsorbent prepared from pyrolyzed coffee residues and clay, *Sep. Purif. Technol.* 35 (2004) 11–22.
- [60] S.P. Singh, Q.Y. Ma, W.G. Harris, Heavy metal interactions with phosphatic clay: sorption and desorption behaviour, *J. Environ. Q.* 30 (2001) 1961–1968.
- [61] P.R. Puranik, K.M. Paknikar, Influence of co-cations on biosorption of lead and zinc—a comparative evaluation in binary and multimetal systems, *Bioresour. Technol.* 70 (1999) 269–276.
- [62] D. Mohan, K.P. Singh, Single and multi-component adsorption of cadmium and zinc using activated carbon derived from bagasse—an agricultural waste, *Water Res.* 36 (2002) 2304–2318.
- [63] S. Karabulut, A. Karabaka, A. Deaizbi, Y. Yurcim, Batch removal of copper(II) and zinc(II) from aqueous solutions with low rank Turkish coals, *Sep. Purif. Technol.* 18 (2000) 177–184.
- [64] A. Ucer, A. Uyanik, S.F. Aygun, Adsorption of Cu(II), Zn(II), Mn(II) and Fe(II) ions by tannic acid immobilized activated carbon, *Sep. Purif. Technol.* 47 (2006) 113–118.
- [65] S.R. Shukla, R.S. Pai, Adsorption of Cu(II), Ni(II) and Zn(II) on dye loaded groundnut shells and sawdust, *Sep. Purif. Technol.* 43 (1) (2005) 1–8.
- [66] E. Pehlivan, S. Cetin, B.H. Yanik, Equilibrium studies for the sorption of zinc and copper from aqueous solutions using sugar beat pulp and fly ash, *J. Hazard. Mater.* 135 (1–3) (2006) 193–199.
- [67] S. Ricordel, S. Taha, I. Cisse, G. Dorange, Heavy metals removal by adsorption onto peanut husks carbon: characterization, kinetic study and modeling, *Sep. Purif. Technol.* 24 (2001) 389–401.
- [68] A.K. Meena, G.K. Mishra, P.K. Rai, C. Rajagopal, P.N. Nager, Removal of heavy metal ions from aqueous solutions using carbon aerogel as an adsorbents, *J. Hazard. Mater.* 122 (1–2) (2005) 161–170.
- [69] B. Nasernejad, T. Esslam Zadeh, B. Bonakdar Pour, M. Esmail Bygi, A. Zamani, Comparison for biosorption modeling of heavy metals (Cr(III), Cu(II), Zn(II)) adsorption from wastewater by carrot residues, *Process Biochem.* 40 (2005) 1319–1322.